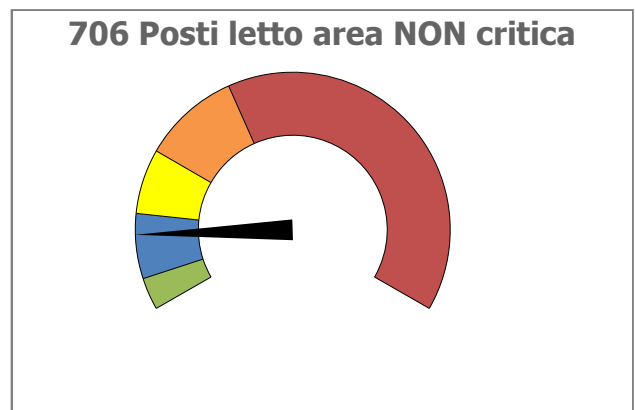
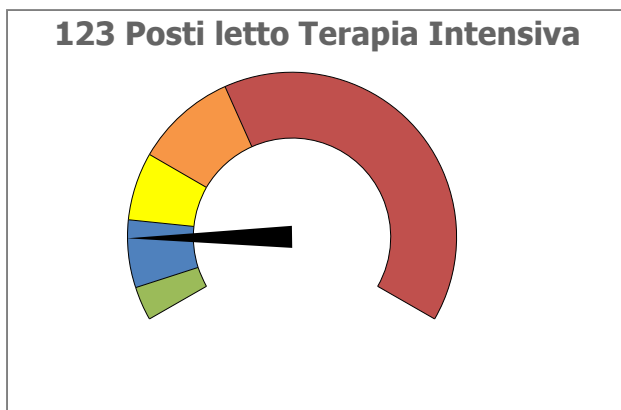
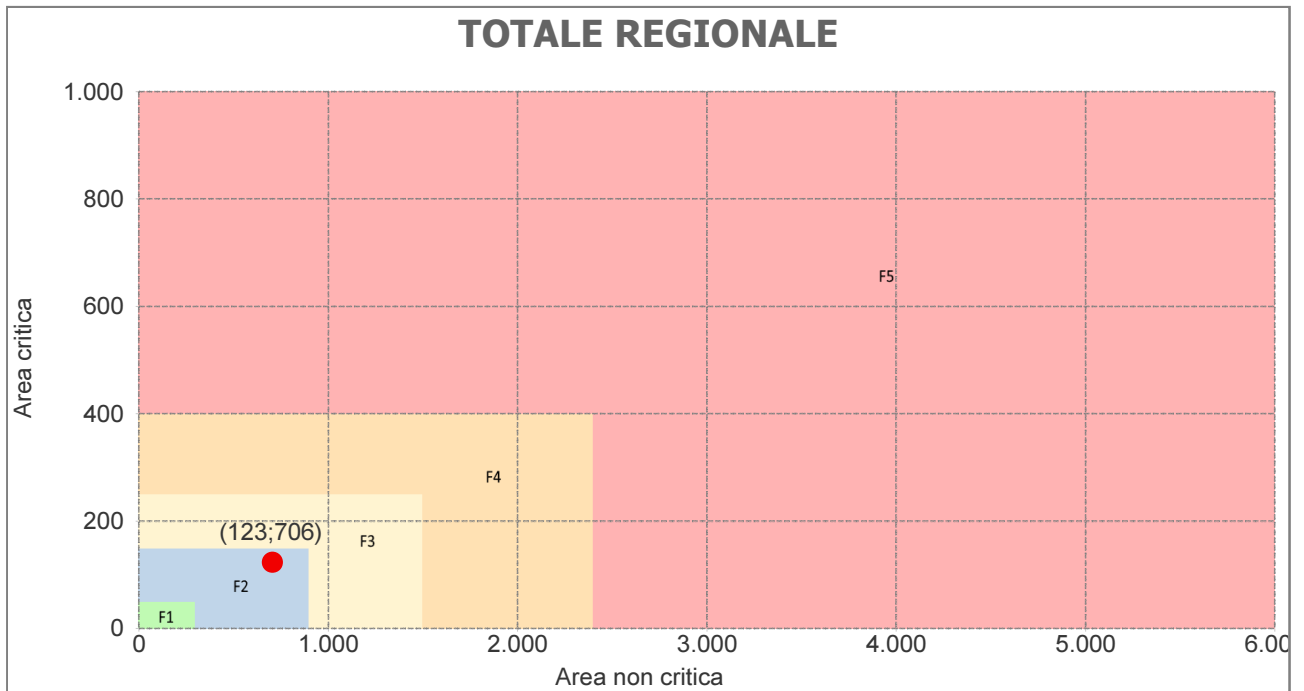
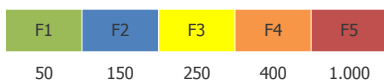


Dati aggiornati al 07/12/2021 09.50

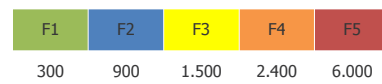
Indicatori fase di rischio



Legenda limiti terapia intensiva

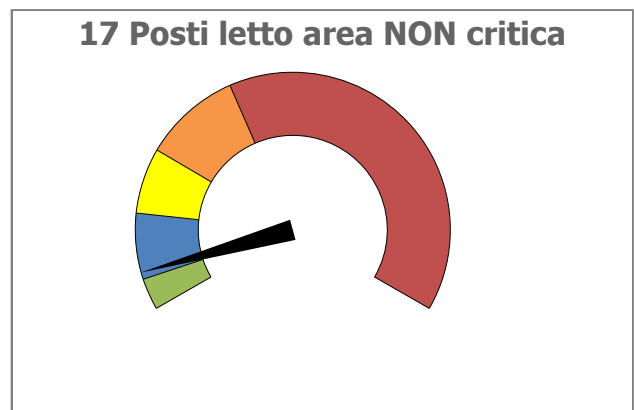
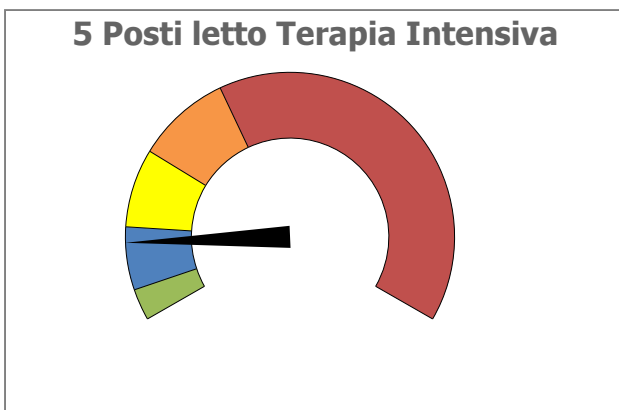
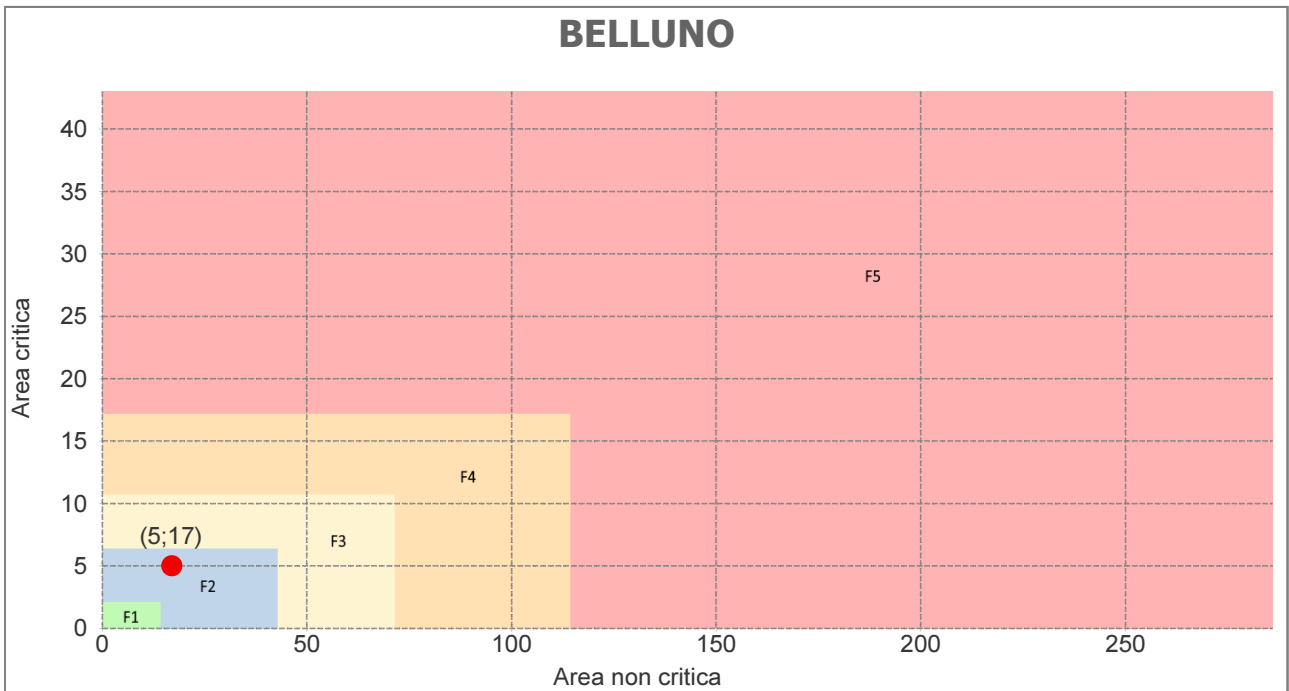


Legenda limiti area non critica

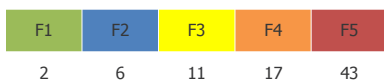


Dati aggiornati al 07/12/2021 09.50

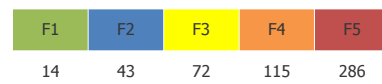
Indicatori fase di rischio



Legenda limiti terapia intensiva

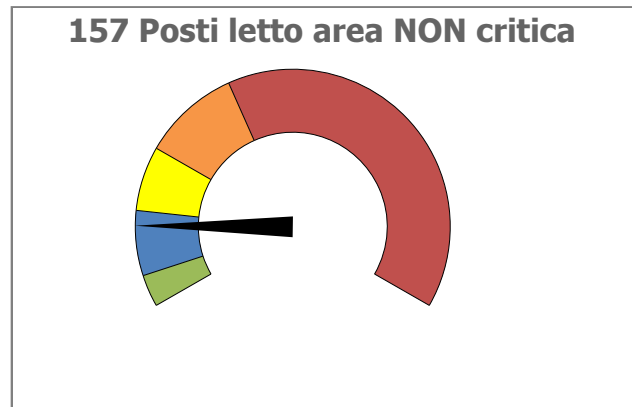
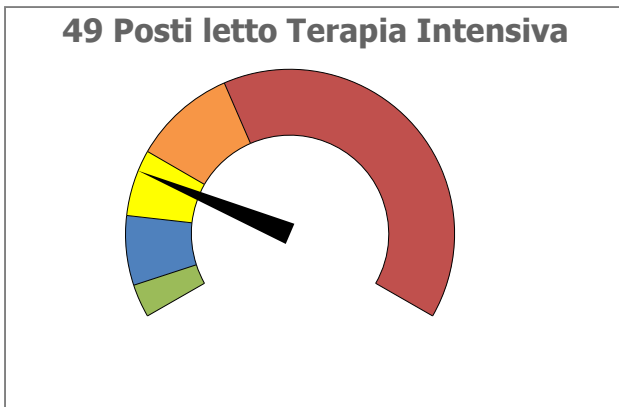
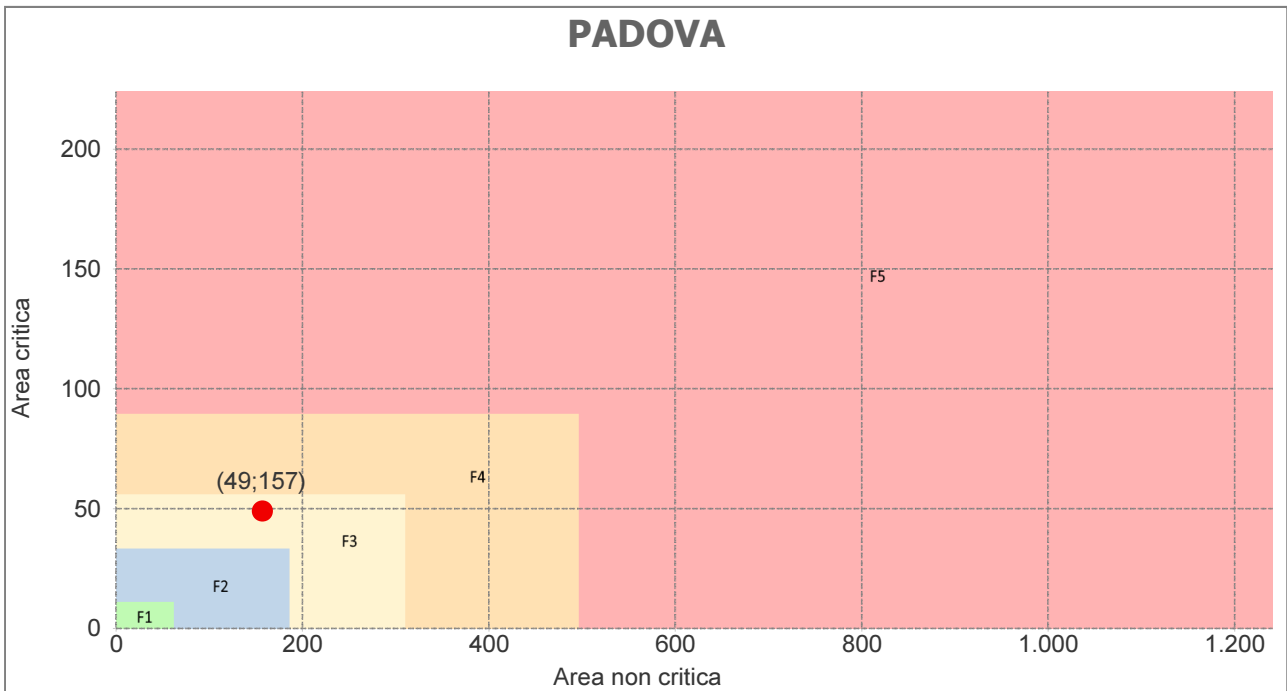


Legenda limiti area non critica

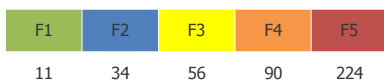


Dati aggiornati al 07/12/2021 09.50

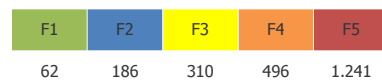
Indicatori fase di rischio



Legenda limiti terapia intensiva

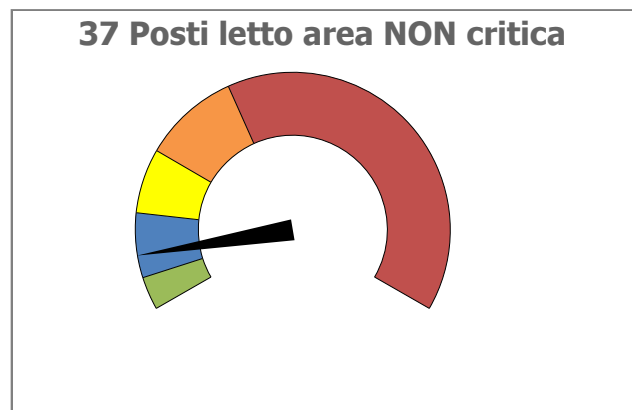
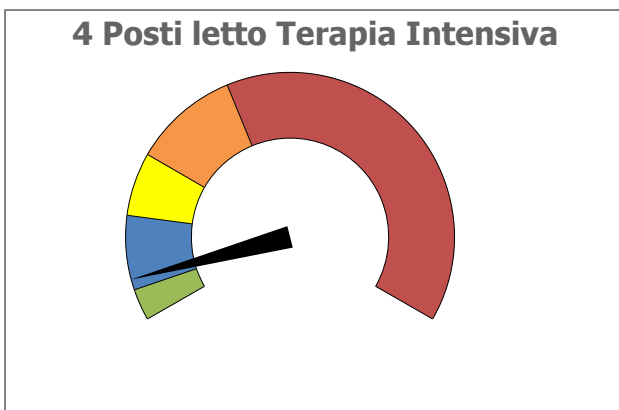
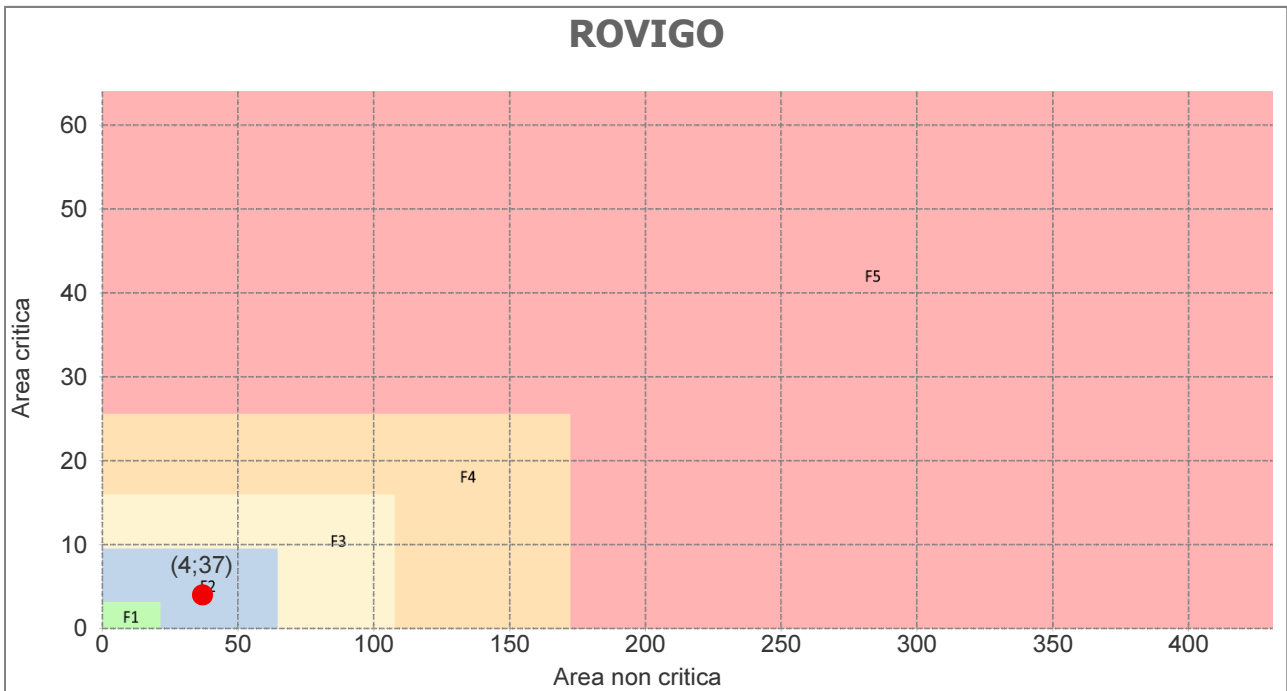


Legenda limiti area non critica

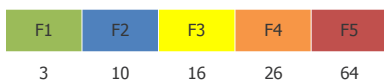


Dati aggiornati al 07/12/2021 09.50

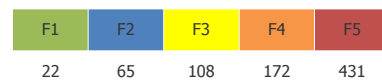
Indicatori fase di rischio



Legenda limiti terapia intensiva

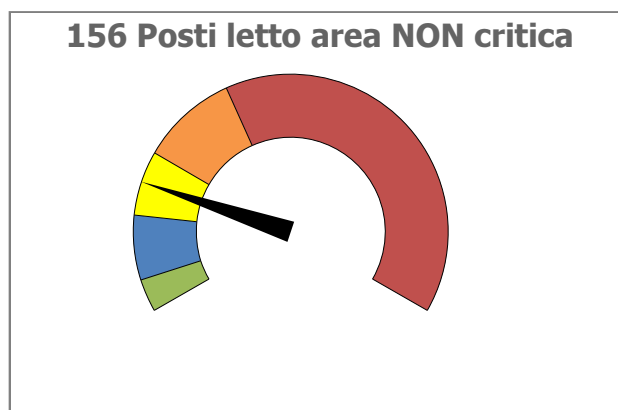
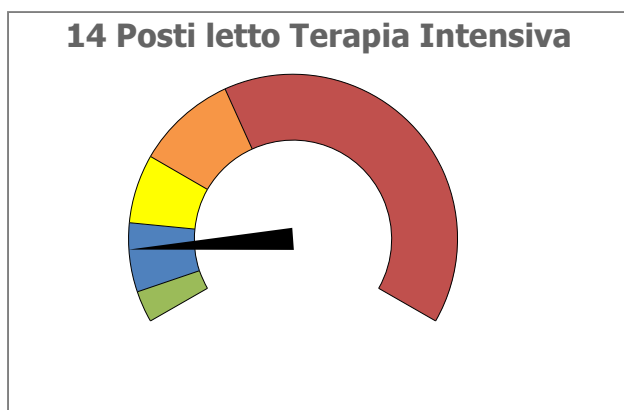
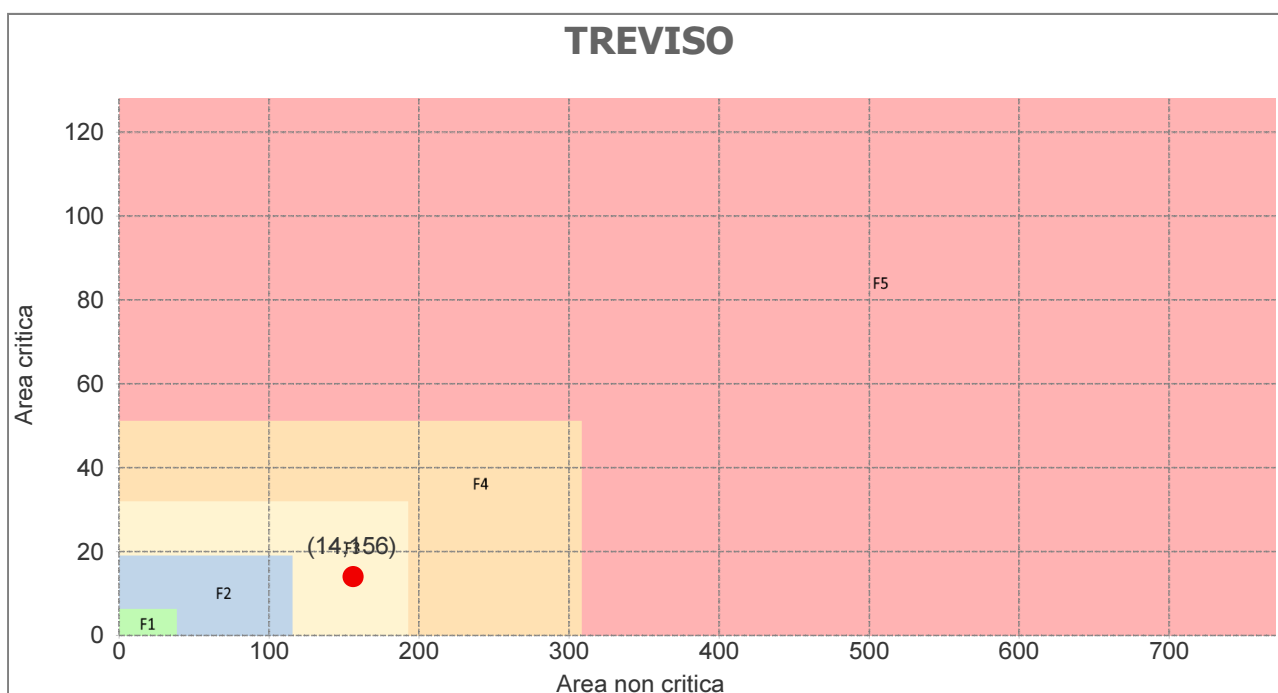


Legenda limiti area non critica

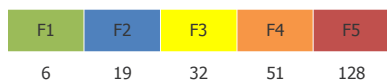


Dati aggiornati al 07/12/2021 09.50

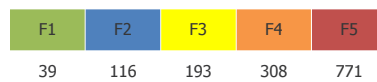
Indicatori fase di rischio



Legenda limiti terapia intensiva

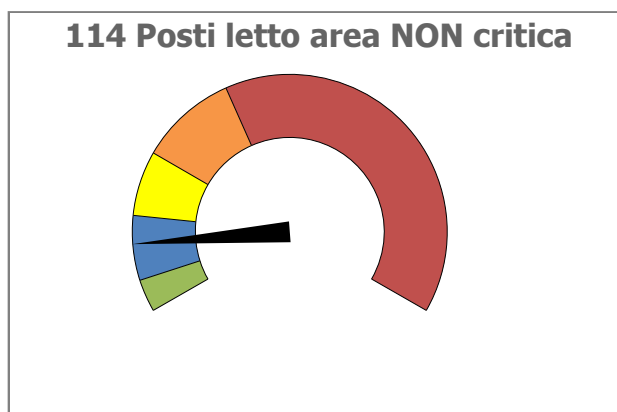
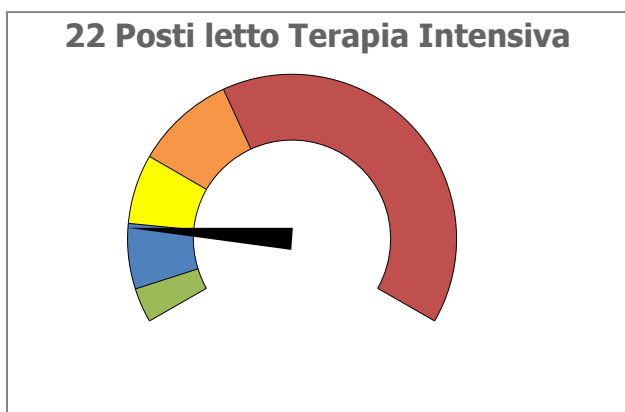
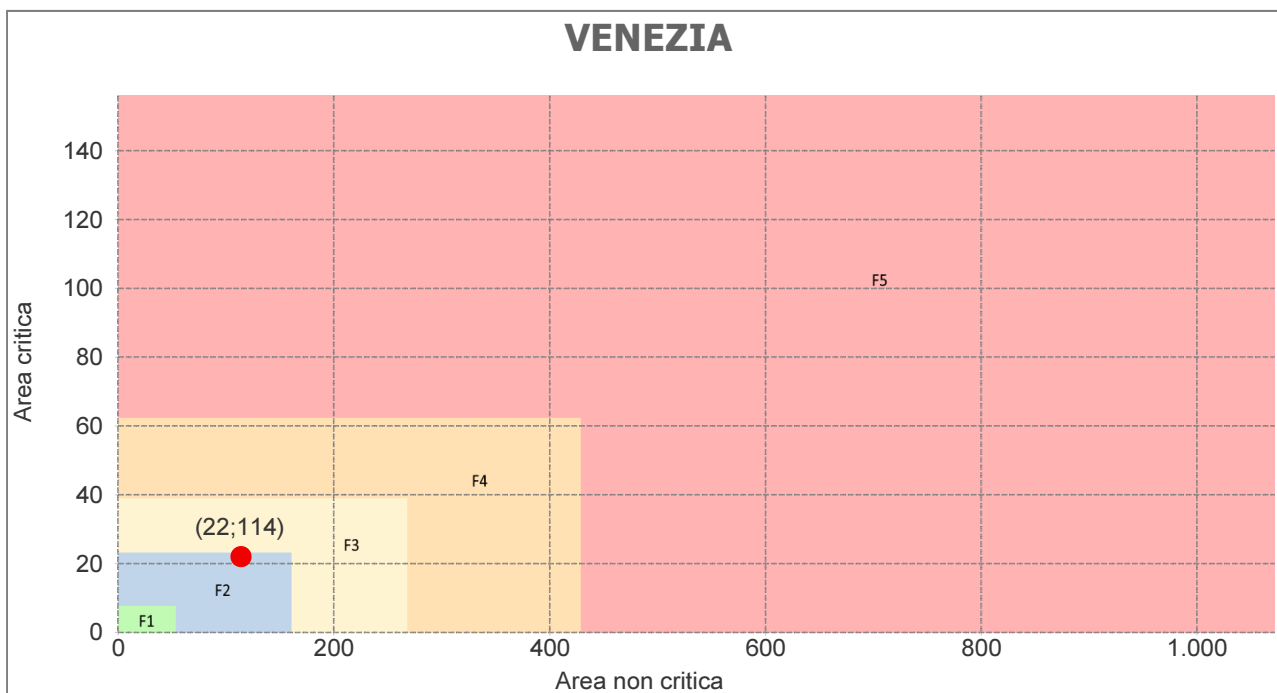


Legenda limiti area non critica

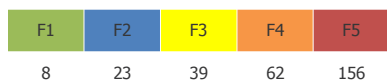


Dati aggiornati al 07/12/2021 09.50

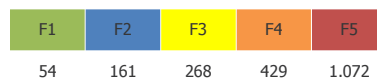
Indicatori fase di rischio



Legenda limiti terapia intensiva

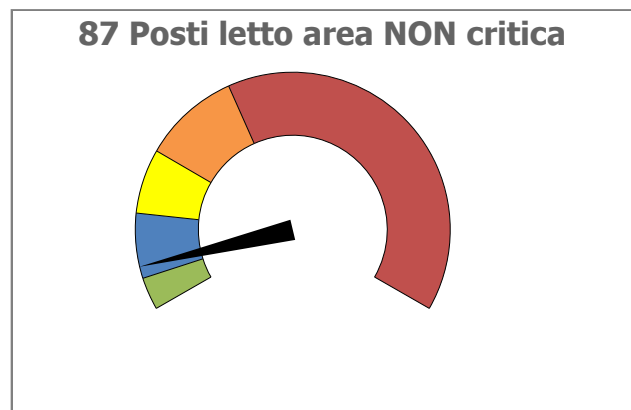
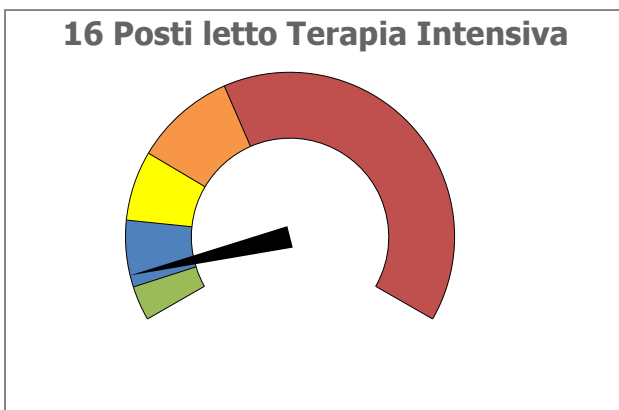
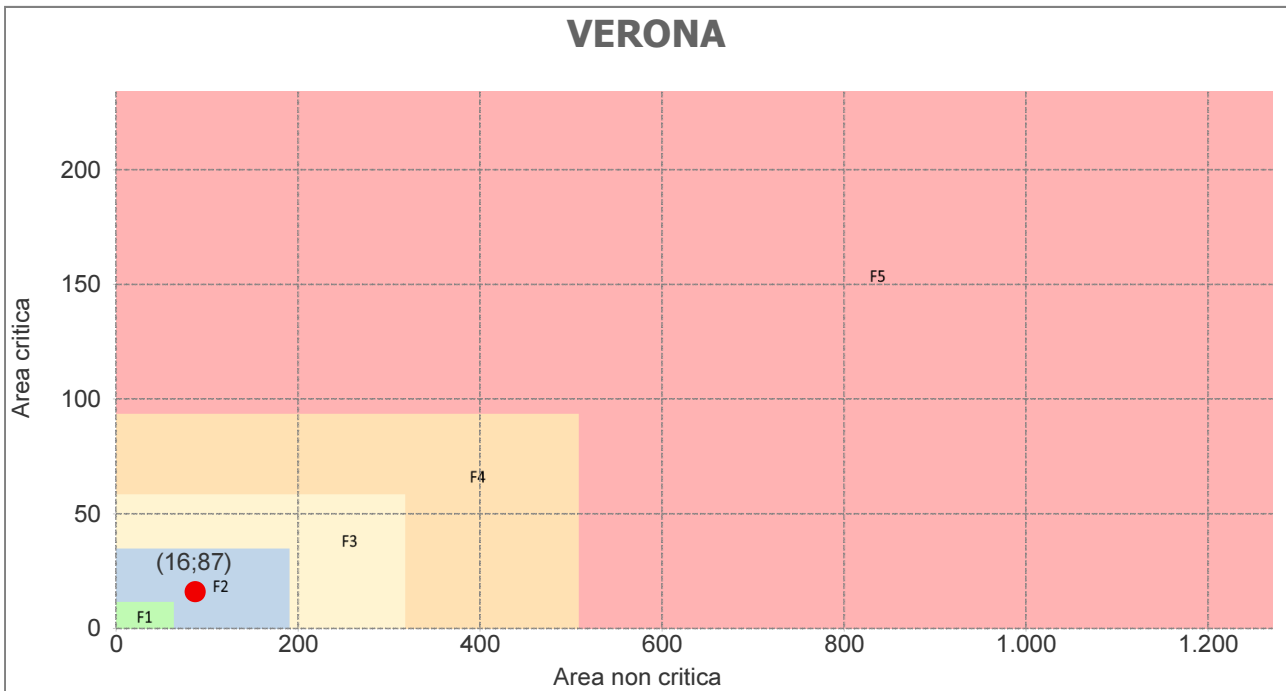


Legenda limiti area non critica

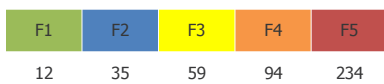


Dati aggiornati al 07/12/2021 09.50

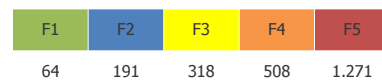
Indicatori fase di rischio



Legenda limiti terapia intensiva

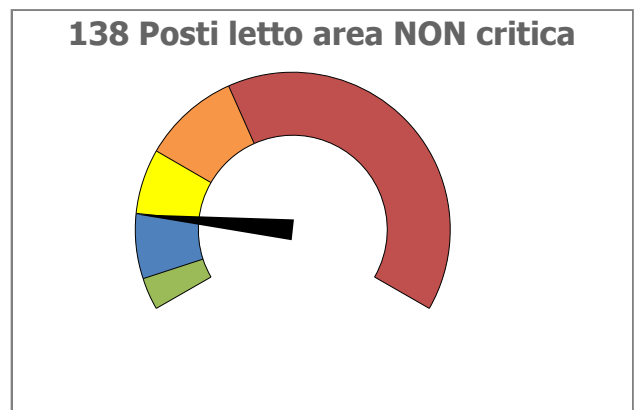
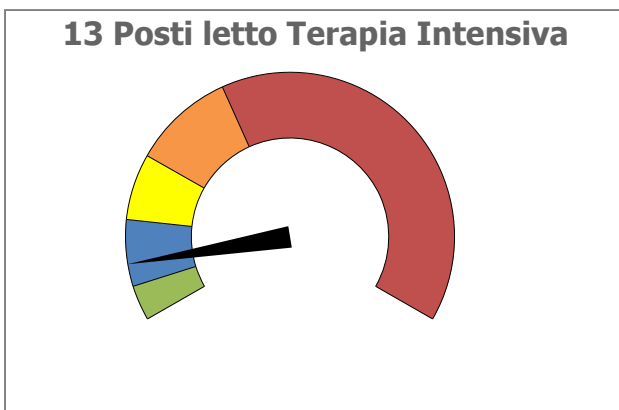
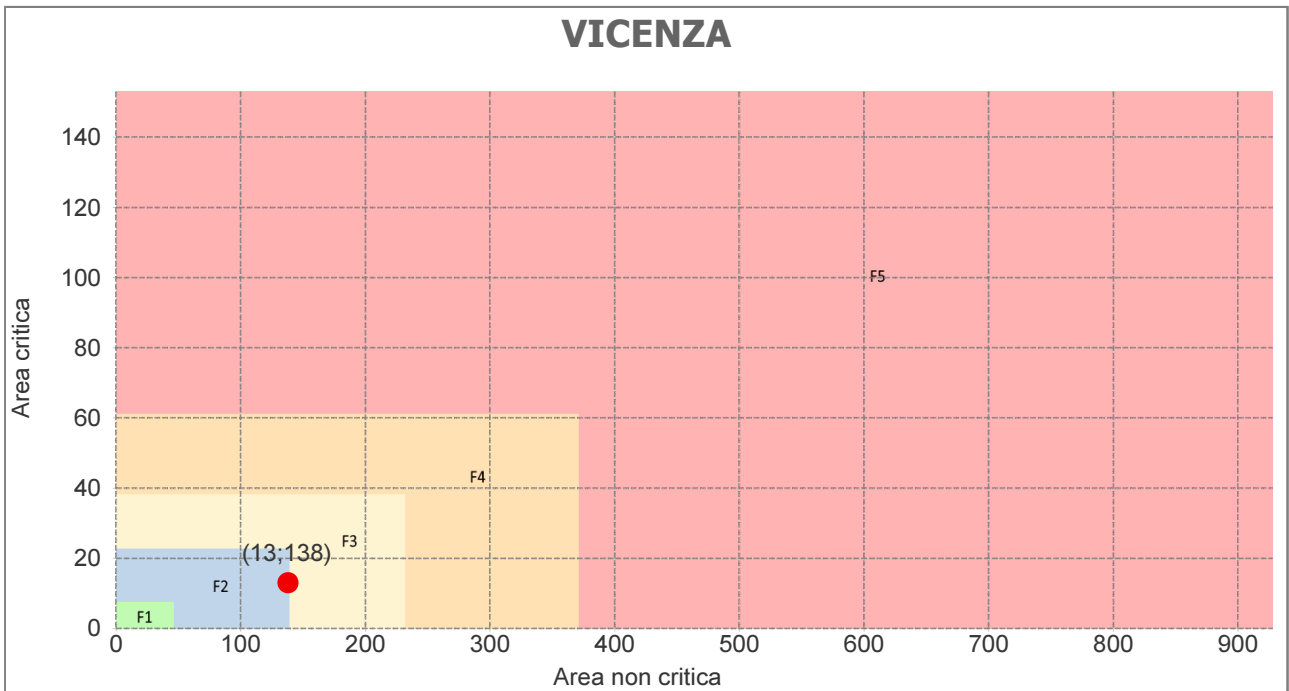


Legenda limiti area non critica

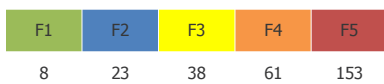


Dati aggiornati al 07/12/2021 09.50

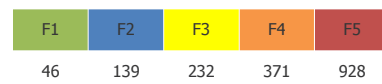
Indicatori fase di rischio



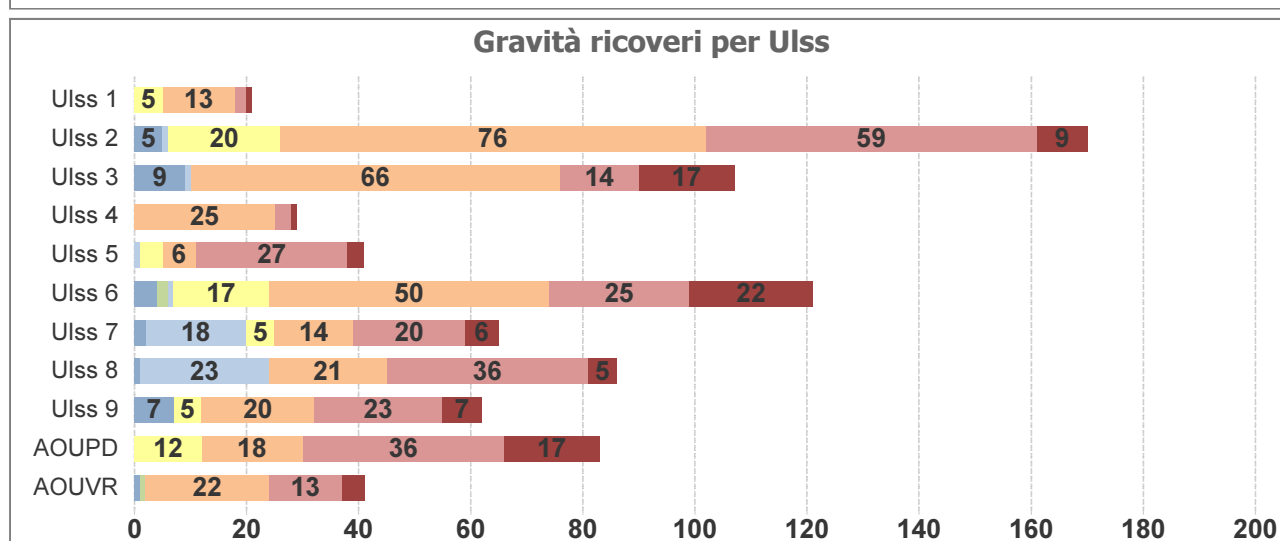
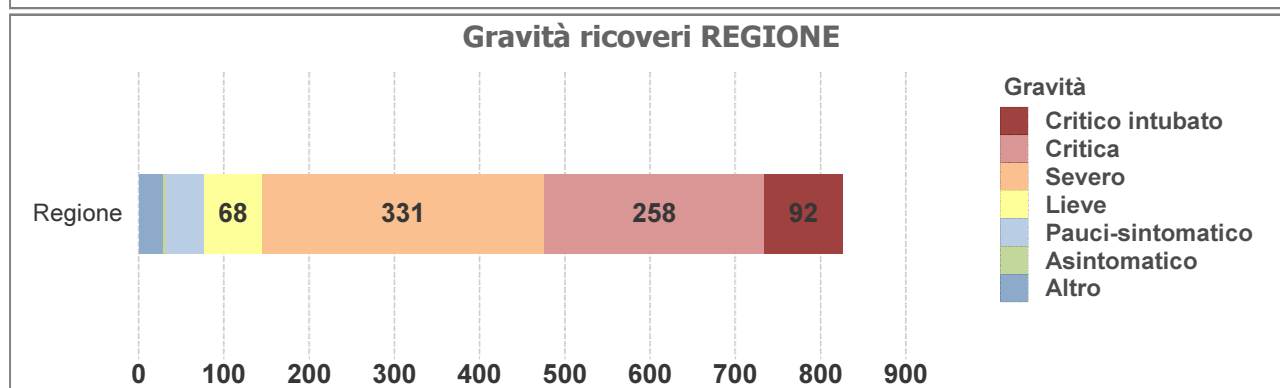
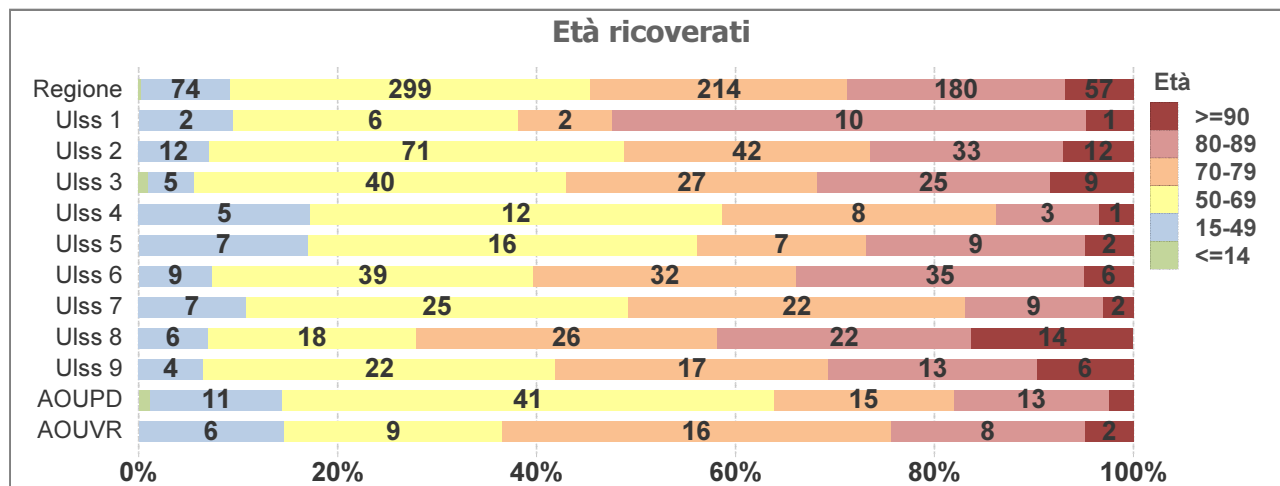
Legenda limiti terapia intensiva



Legenda limiti area non critica




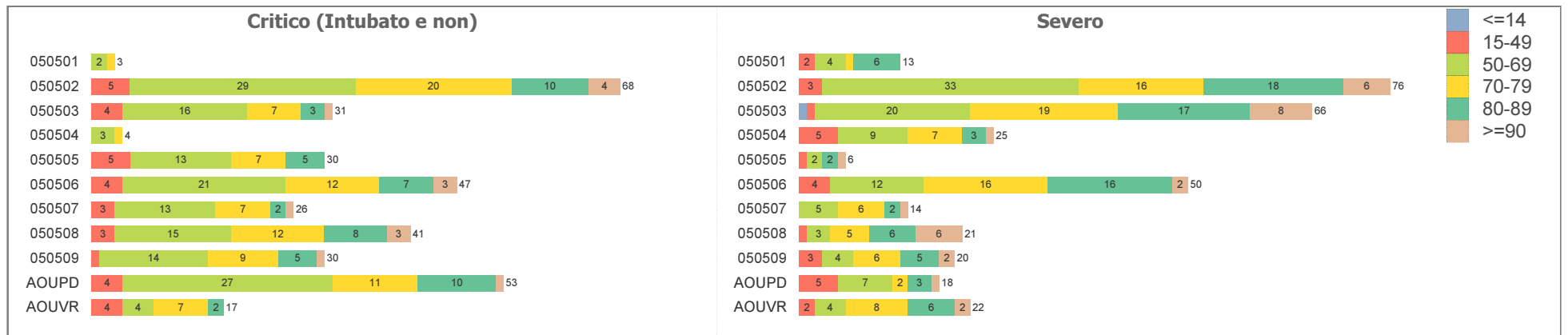
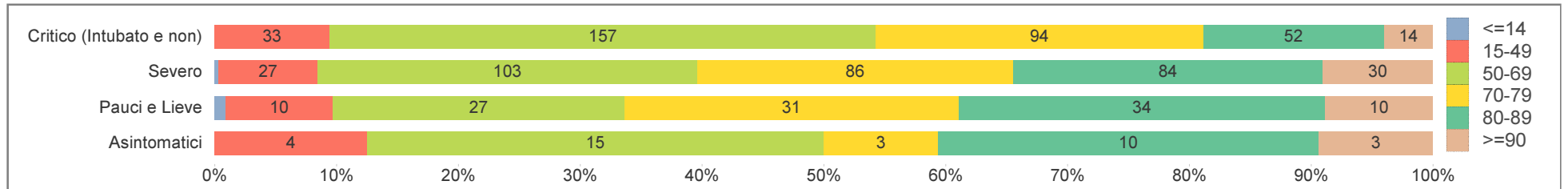
Dati aggiornati al 07/12/2021 09.50



Gravità	REGIONE	Ulss 1	Ulss 2	Ulss 3	Ulss 4	Ulss 5	Ulss 6	Ulss 7	Ulss 8	Ulss 9	AOUPD	AOUVR
Critico intubato	92	1	9	17	1	3	22	6	5	7	17	4
Critica	258	2	59	14	3	27	25	20	36	23	36	13
Severo	331	13	76	66	25	6	50	14	21	20	18	22
Lieve	68	5	20			4	17	5		5	12	
Pauci-sintomatico	45		1	1		1	1	18	23			
Asintomatico	3						2					1
Altro	29		5	9			4	2	1	7		1

* Non viene considerato lo stato clinico "Altro"

Dati aggiornati al 07/12/2021 09.50



* Non viene considerato lo stato clinico "Altro"

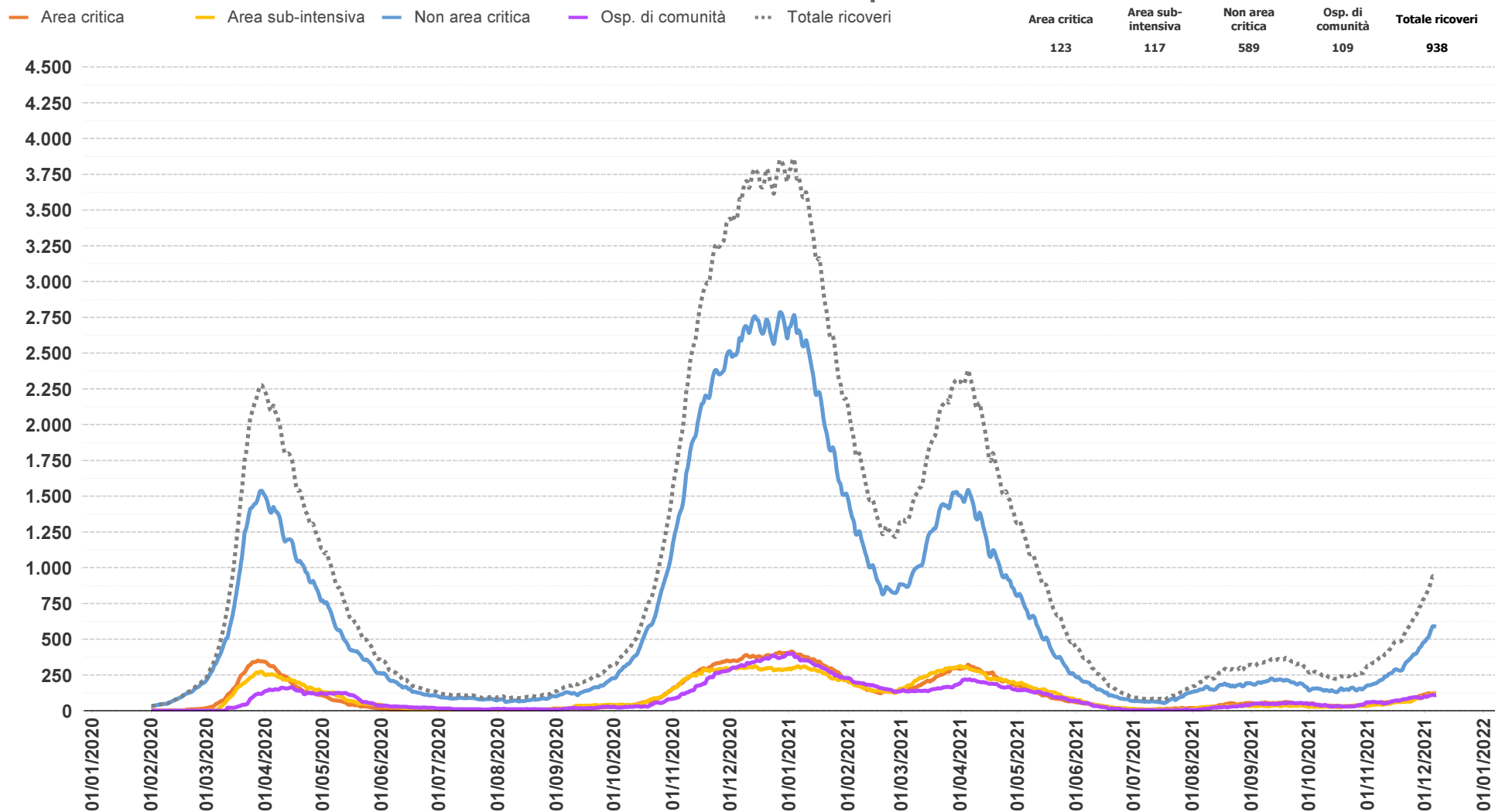
RICOVERI COMPLESSIVI SUDDIVISI PER STATO CLINICO E FASCIA DI ETA'																													
Struttura	Critico (Intubato e non)						Severo						Pauci e Lieve						Asintomatici						Tot				
	<=14	15-49	50-69	70-79	80-89	>=90	Tot	<=14	15-49	50-69	70-79	80-89	>=90	Tot	<=14	15-49	50-69	70-79	80-89	>=90	Tot	<=14	15-49	50-69		70-79	80-89	>=90	Tot
501			2	1			3		2	4	1	6	13						4	1	5						1	22	
502		5	29	20	10	4	68		3	33	16	18	6	76		2	7	6	5	1	21		2	2			1	5	170
503		4	16	7	3	1	31	1	1	20	19	17	8	66					1		1			4	1	4		9	107
504			3	1			4		5	9	7	3	1	25														2	29
505		5	13	7	5		30		1	2		2	1	6		1	1		2	1	5								41
506		4	21	12	7	3	47		4	12	16	16	2	50		1	3	4	9	1	18				3		3	6	121
507		3	13	7	2	1	26			5	6	2	1	14		3	7	9	4		23		1					2	65
508		3	15	12	8	3	41		1	3	5	6	6	21		1		9	8	5	23		1			1		1	86
509		1	14	9	5	1	30		3	4	6	5	2	20				2	1	1	5				2	1	2	7	62
AOUPD		4	27	11	10	1	53		5	7	2	3	1	18	1	2	7	2			12				2		2	2	85
AOUVR		4	4	7	2		17		2	4	8	6	2	22										1	1			2	41
IOV																													
Tot		33	157	94	52	14	350	1	27	103	86	84	30	331	1	10	27	31	34	10	113	4	15	3	10	3	35	829	

RICOVERI IN AREA CRITICA SUDDIVISI PER STATO CLINICO E FASCIA DI ETA'																													
Struttura	Critico (Intubato e non)						Severo						Pauci e Lieve						Asintomatici						Tot				
	<=14	15-49	50-69	70-79	80-89	>=90	Tot	<=14	15-49	50-69	70-79	80-89	>=90	Tot	<=14	15-49	50-69	70-79	80-89	>=90	Tot	<=14	15-49	50-69		70-79	80-89	>=90	Tot
501			2	1			3				1			1														5	
502		1	8	3	1		13				1			1													1	14	
503		3	8	5	2		18																						18
504			3	1			4																						4
505		1	2	1			4																						4
506		3	17	7	3		30																	1			1	31	
507			4	3	1		8																						8
508			3	2			5																						5
509			5	4			9																						9
AOUPD		1	13	4			18																						18
AOUVR		3	1	3			7																						7
IOV																													
Tot		12	66	34	7		119				2		2										2				2	123	

RICOVERI NON AREA CRITICA SUDDIVISI PER STATO CLINICO E FASCIA DI ETA'																													
Struttura	Critico (Intubato e non)						Severo						Pauci e Lieve						Asintomatici						Tot				
	<=14	15-49	50-69	70-79	80-89	>=90	Tot	<=14	15-49	50-69	70-79	80-89	>=90	Tot	<=14	15-49	50-69	70-79	80-89	>=90	Tot	<=14	15-49	50-69		70-79	80-89	>=90	Tot
501									2	4		6	12					4	1	5								17	
502							55		3	33	15	18	6	75		2	7	6	5	1	21		2	2			1	5	156
503		1	8	2	1	1	13	1	1	20	19	17	8	66					1		1			4	1	4		9	89
504									5	9	7	3	1	25															25
505		4	11	6	5		26		1	2		2	1	6		1	1		2	1	5								37
506		1	4	5	4	3	17		4	12	16	16	2	50		1	3	4	9	1	18				2		3	5	90
507		3	9	4	1	1	18			5	6	2	1	14		3	7	9	4		23		1					2	57
508		3	12	10	8	3	36		1	3	5	6	6	21		1		9	8	5	23		1			1		1	81
509		1	9	5	5	1	21		3	4	6	5	2	20				2	1	1	5				2	1	2	7	53
AOUPD		3	14	7	10	1	35		5	7	2	3	1	18	1	2	7	2			12				2		2	2	67
AOUVR		1	3	4	2		10		2	4	8	6	2	22										1	1			2	34
IOV																													
Tot		21	91	60	45	14	231	1	27	103	84	84	30	329	1	10	27	31	34	10	113	4	13	3	10	3	33	706	

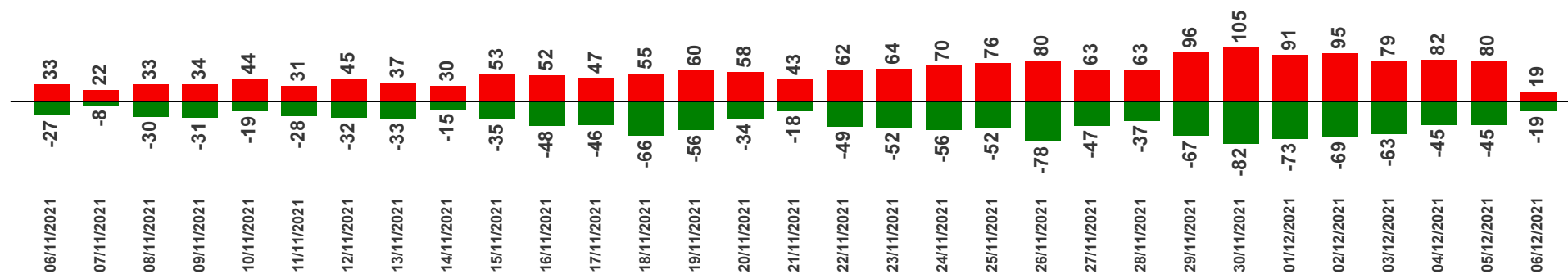
Dati aggiornati al 07/12/2021 09.50

Andamento ricoveri da inizio pandemia



Ingressi e Uscite - Ultimi 30 giorni - AREA NON CRITICA

■ Ingressi ■ Uscite



Ingressi e Uscite - Ultimi 30 giorni - OSPEDALI DI COMUNITA'

■ Ingressi ■ Uscite

